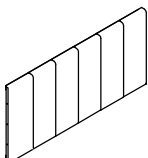
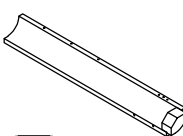
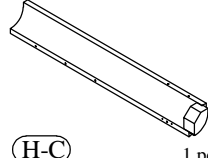
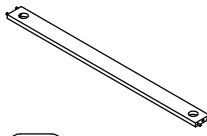







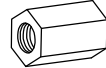



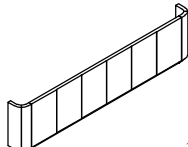
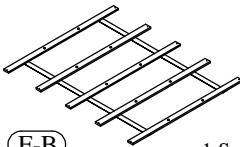

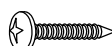
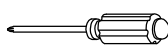
Warning :

- Be sure to check all packing material carefully for small parts, which may have come loose inside the carton during shipment.
- To prevent possible scratches and damage, this furniture **MUST BE ASSEMBLED BY TWO PEOPLE** on a soft surface such as a blanket or carpet.

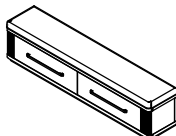
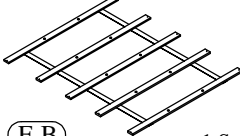
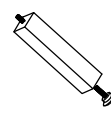

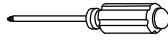
Hardware and Parts packed with the Headboard

<div>87180 - King Uph Shelter Headboard</div> <div></div> <div>(H-A) 1 pc.</div>	<div>Headboard Post (Left)</div> <div></div> <div>(H-B) 1 pc.</div>	<div>Headboard Post (Right)</div> <div></div> <div>(H-C) 1 pc.</div>	<div>Headboard Stretcher</div> <div></div> <div>(H-D) 1 pc.</div>	<div>Allen Head Bolt ø5/16"-18 x 3-1/4"</div> <div></div> <div>(H-E) 6 pcs.</div>	<div>Spring Washer ø5/16"</div> <div></div> <div>(H-F) 8 pcs.</div>	
<div>Flat Washer ø5/16" x 19*2mm</div> <div></div> <div>(H-G) 6 pcs.</div>	<div>Allen Key 5mm</div> <div></div> <div>(H-H) 1 pc.</div>	<div>All-Thread Bolt ø5/16"-18 x 3-1/2"</div> <div></div> <div>(H-I) 2 pcs.</div>	<div>Curved Washer ø5/16"</div> <div></div> <div>(H-J) 2pcs.</div>	<div>Flat Washer ø5/16" x 16*2mm</div> <div></div> <div>(H-K) 2 pcs.</div>	<div>Nut ø5/16 x L17</div> <div></div> <div>(H-L) 2 pcs.</div>	<div>Open Wrench 13mm</div> <div></div> <div>(H-M) 1 pc.</div>

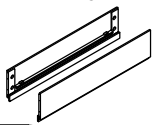




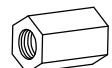

Hardware and Parts packed with the Footboard

87181- King Shelter Footboard  (F-A1) 1 pc.	Wood Slat 78-1/2" long  (F-B) 1 Set.	Support Leg 5-3/4" x 1-1/4" x 1-1/4"  (F-C) 10 pcs.	Wood Screw #8 x 1"  (F-D) 10 pcs.	Screw Driver not included 
---	--	--	---	---

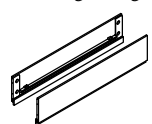




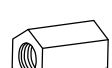

Hardware and Parts packed with the Storage Footboard

87183- King Uph Storage Footboard  (F-A2) 1 pc.	Wood Slat 78-1/2" long  (F-B) 1 Set.	Support Leg 5-3/4" x 1-1/4" x 1-1/4"  (F-C) 10 pcs.	Wood Screw #8 x 1"  (F-D) 10 pcs.	Screw Driver not included 
--	---	---	--	---

Hardware and Parts packed with the Bed Rail

87172 Queen - King Side Rails  (R-A1) 2 pcs.	All-Thread Bolt ø5/16"-18 x 3-1/2"  (R-B) 8 pcs.	Curved Washer ø5/16"  (R-C) 8 pcs.	Flat Washer ø5/16" x 16*2mm  (R-D) 8 pcs.	Spring Washer ø5/16"  (R-E) 8 pcs.	Nut ø5/16 x L17  (R-F) 8 pcs.	Open Wrench 13mm  (R-G) 1 pc.
--	--	--	---	---	--	---

Hardware and Parts packed with the Bed Rail

87174 Queen - King Storage Rails  (R-A2) 2 pcs.	All-Thread Bolt ø5/16"-18 x 3-1/2"  (R-B) 8 pcs.	Curved Washer ø5/16"  (R-C) 8 pcs.	Flat Washer ø5/16" x 16*2mm  (R-D) 8 pcs.	Spring Washer ø5/16"  (R-E) 8 pcs.	Nut ø5/16 x L17  (R-F) 8 pcs.	Open Wrench 13mm  (R-G) 1 pc.
---	--	--	---	---	--	---

King Bed

87180 -- King Uph Shelter Headboard
87181 -- King Shelter Footboard
87172 -- Queen-King Side Rails

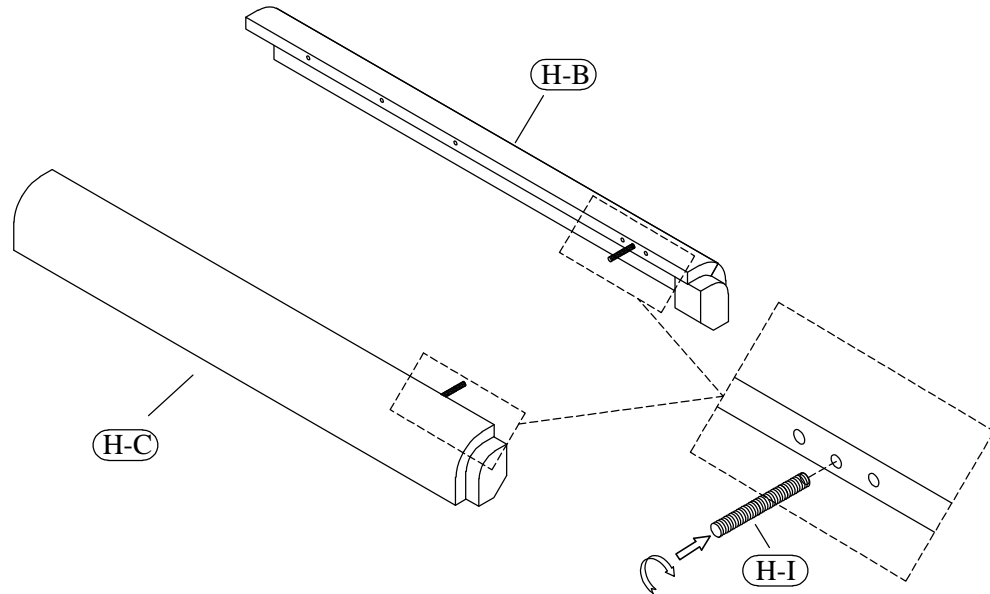
King Storage Bed

87180 -- King Uph Shelter Headboard
87183 -- King Uph Storage Footboard
87174 -- Queen-King Storage Rails

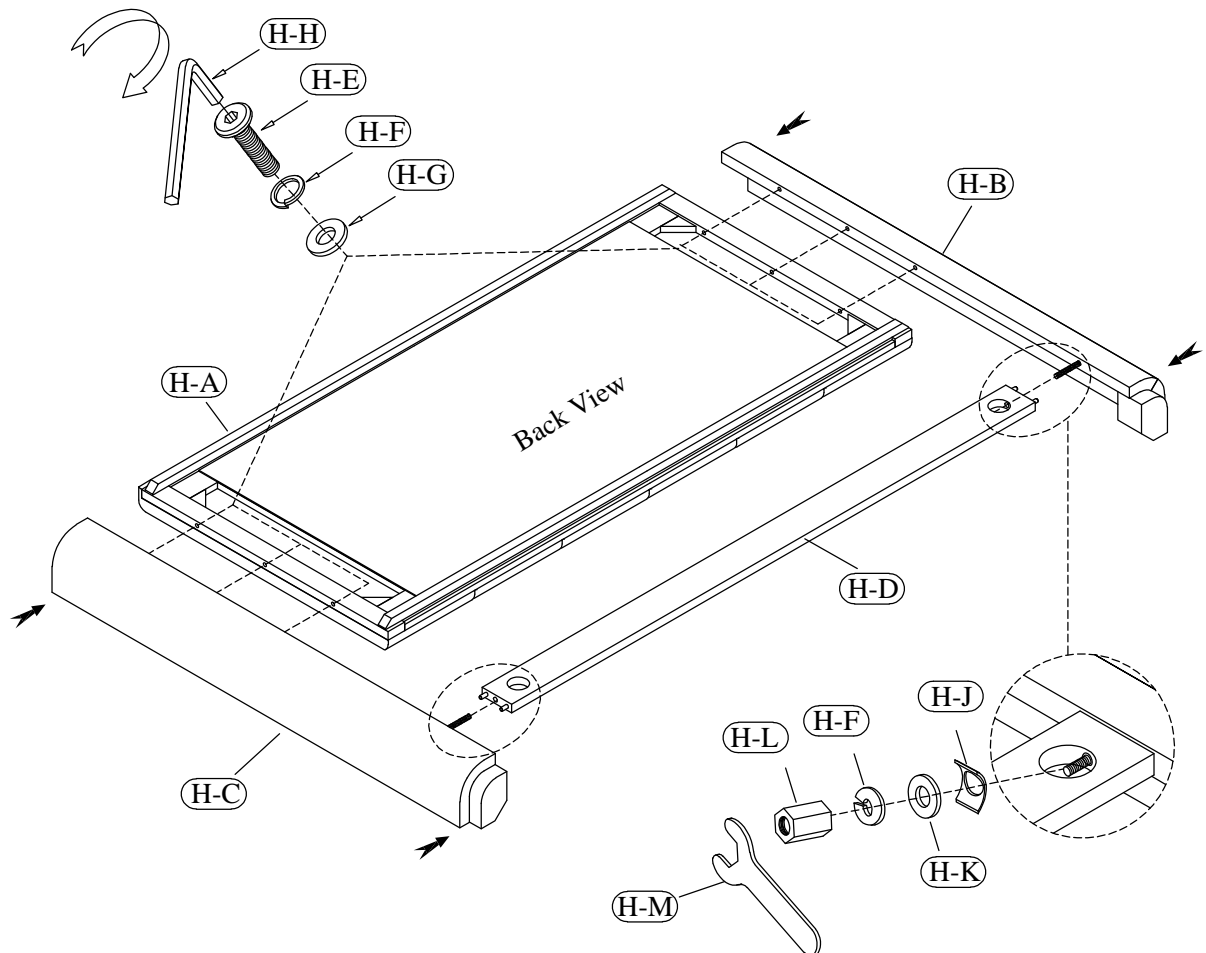
King Bed

87180 -- King Uph Shelter Headboard

STEP 1



STEP 2

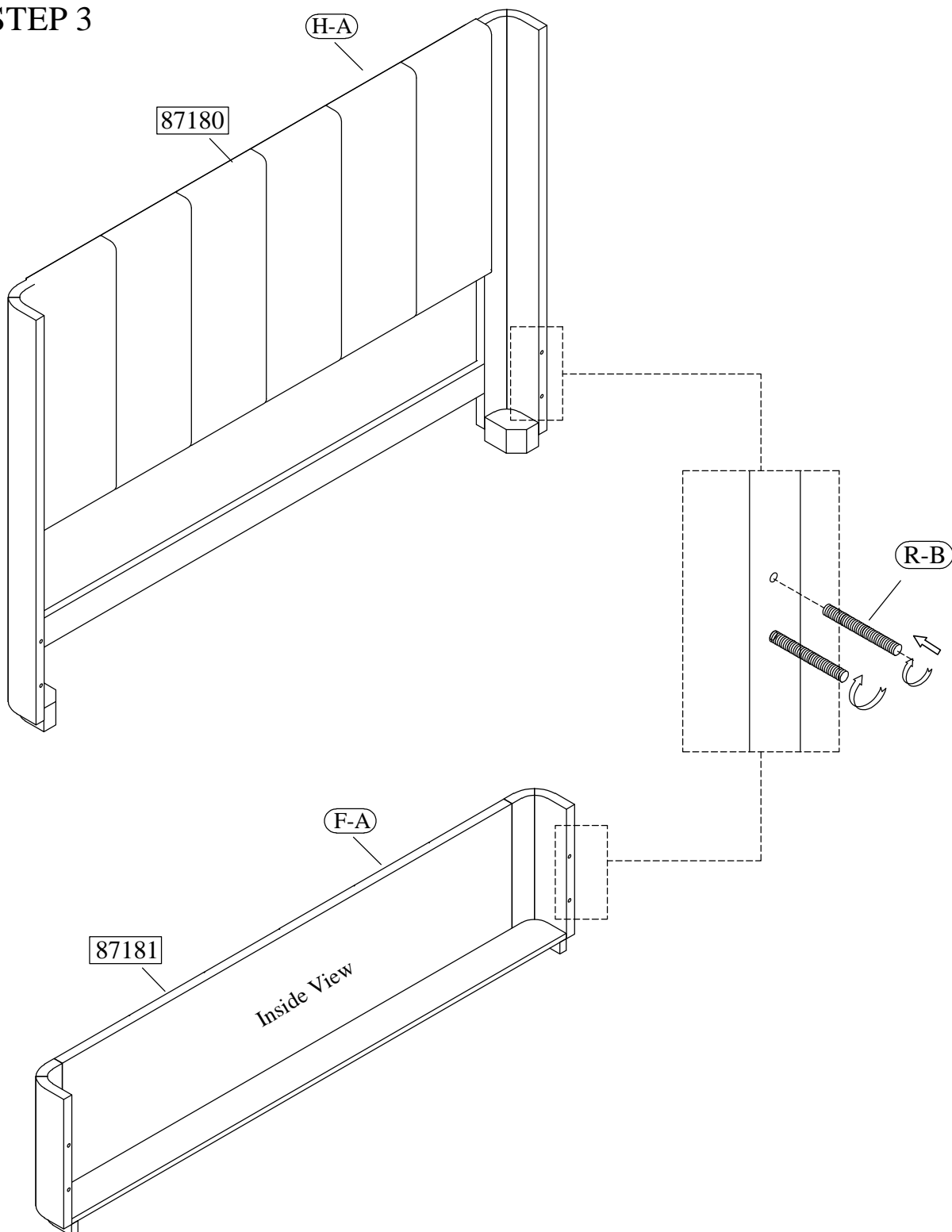


King Bed

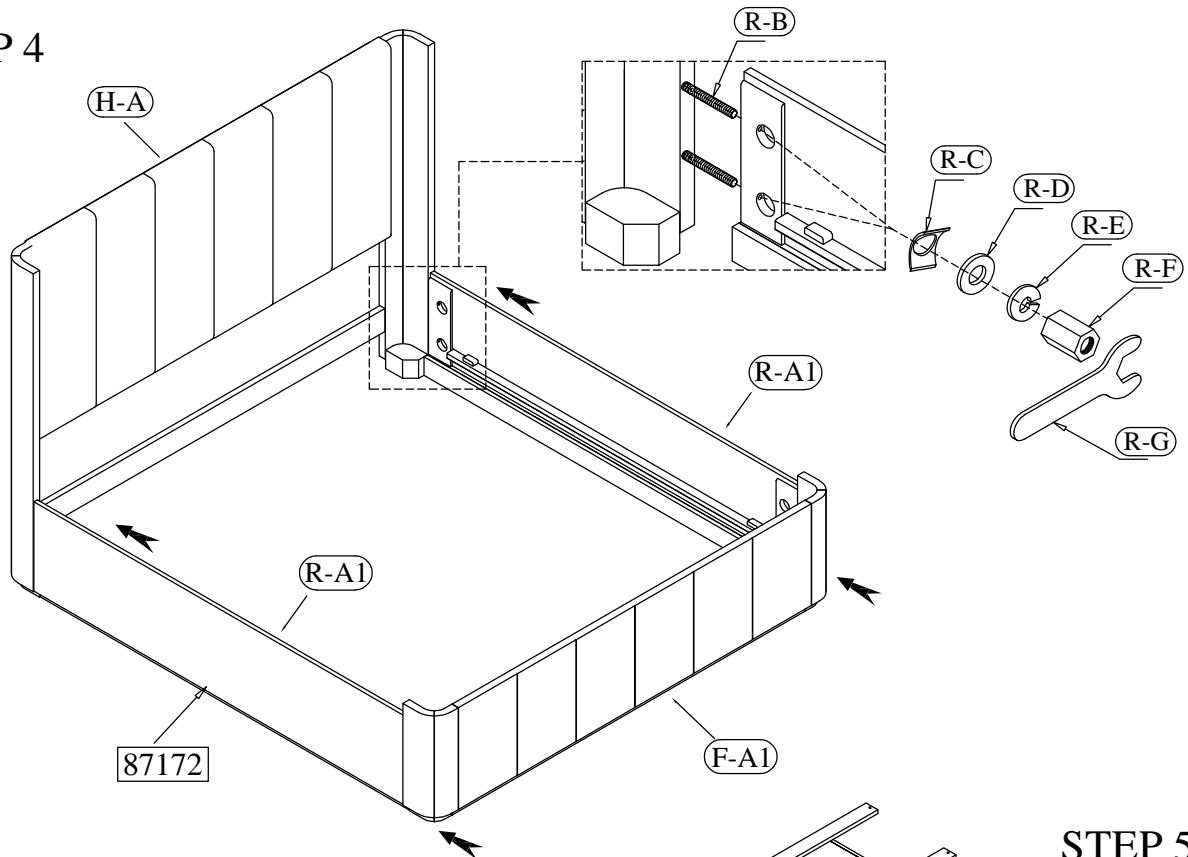
87180 -- King Uph Shelter Headboard

87181 -- King Shelter Footboard

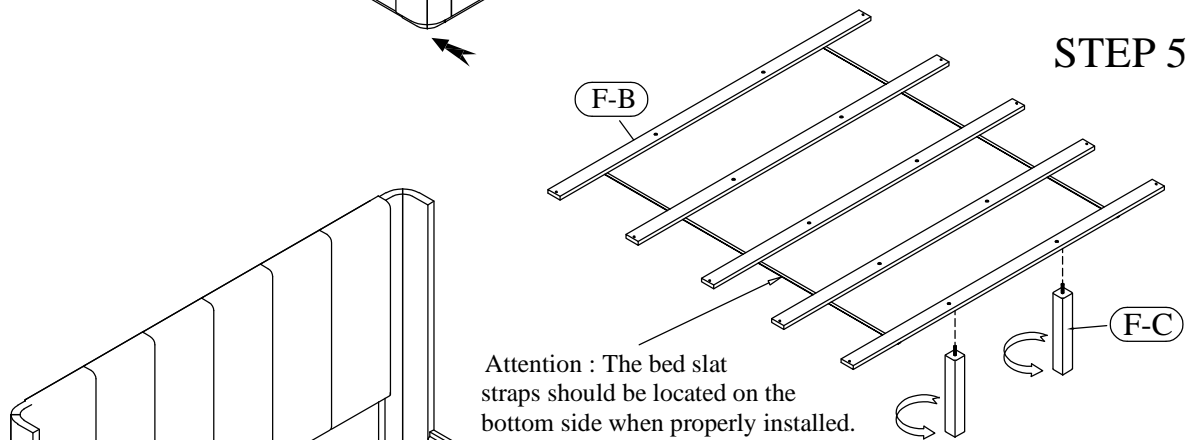
STEP 3



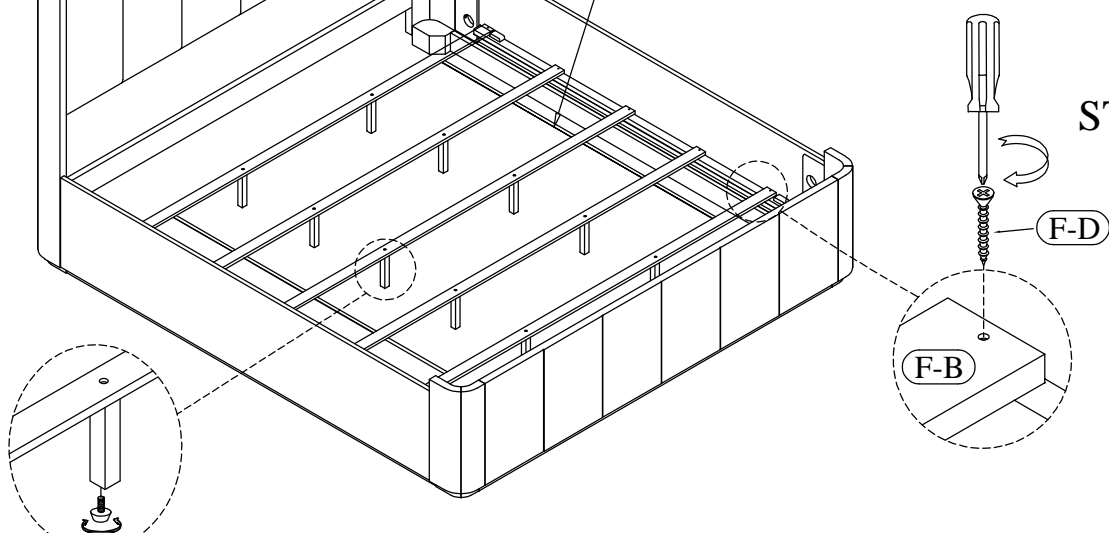
STEP 4



STEP 5



STEP 6



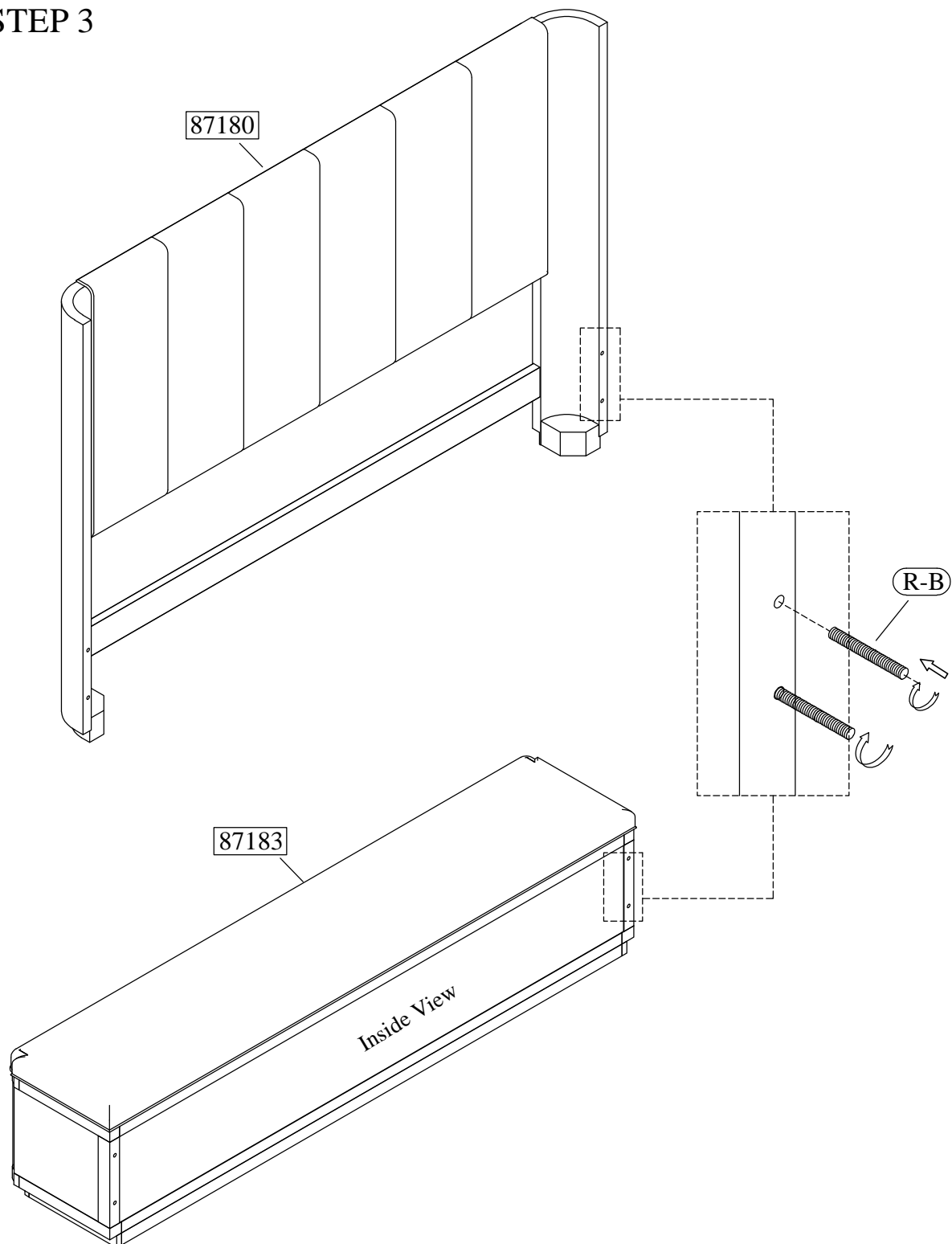
Adjustable Leveler

King Bed

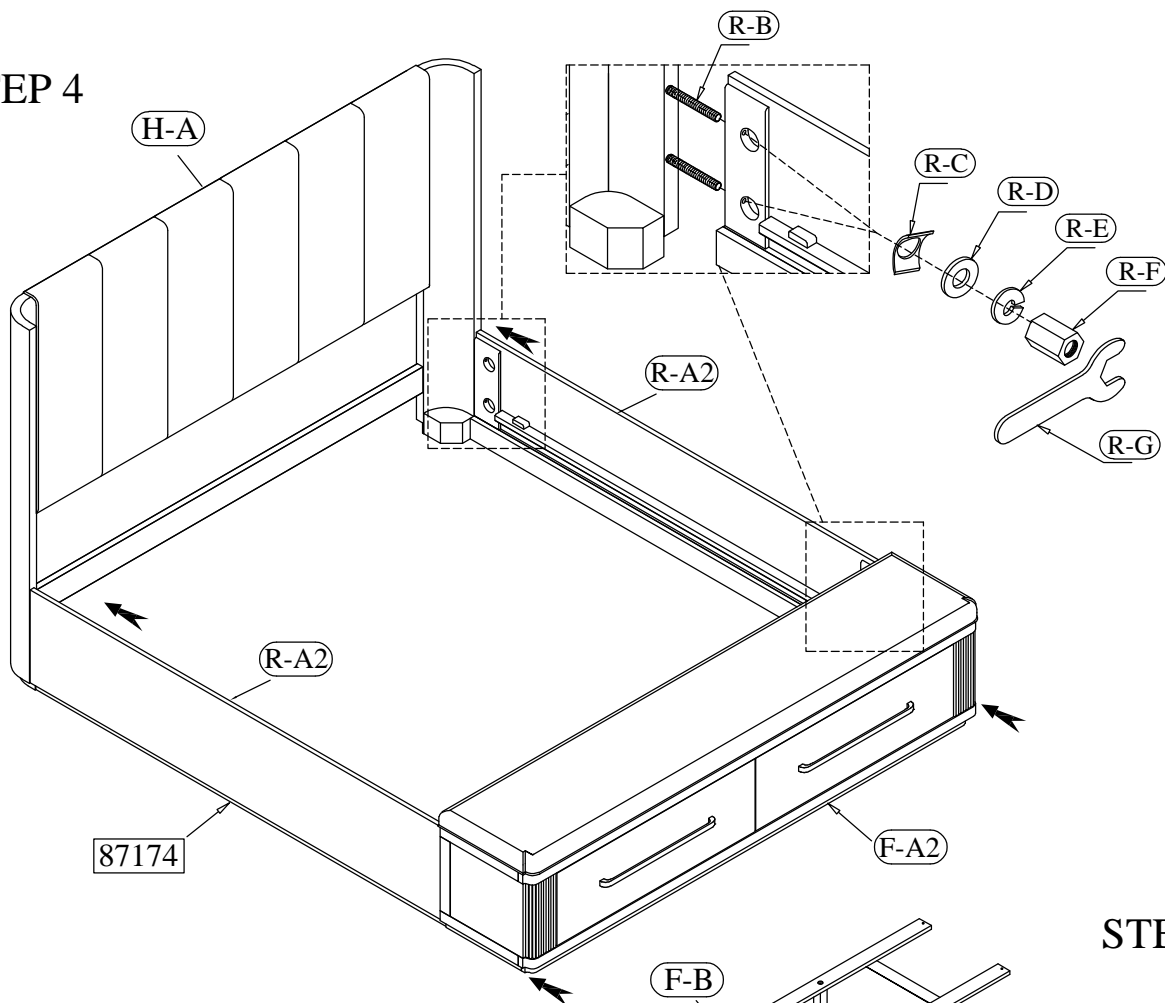
87180 -- King Uph Shelter Headboard

87183 -- King Uph Storage Footboard

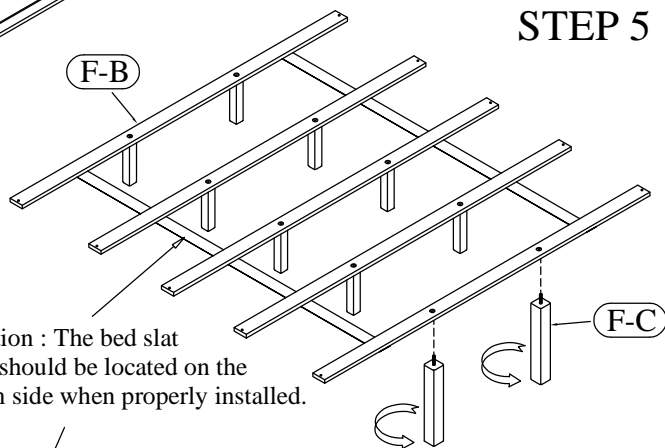
STEP 3



STEP 4

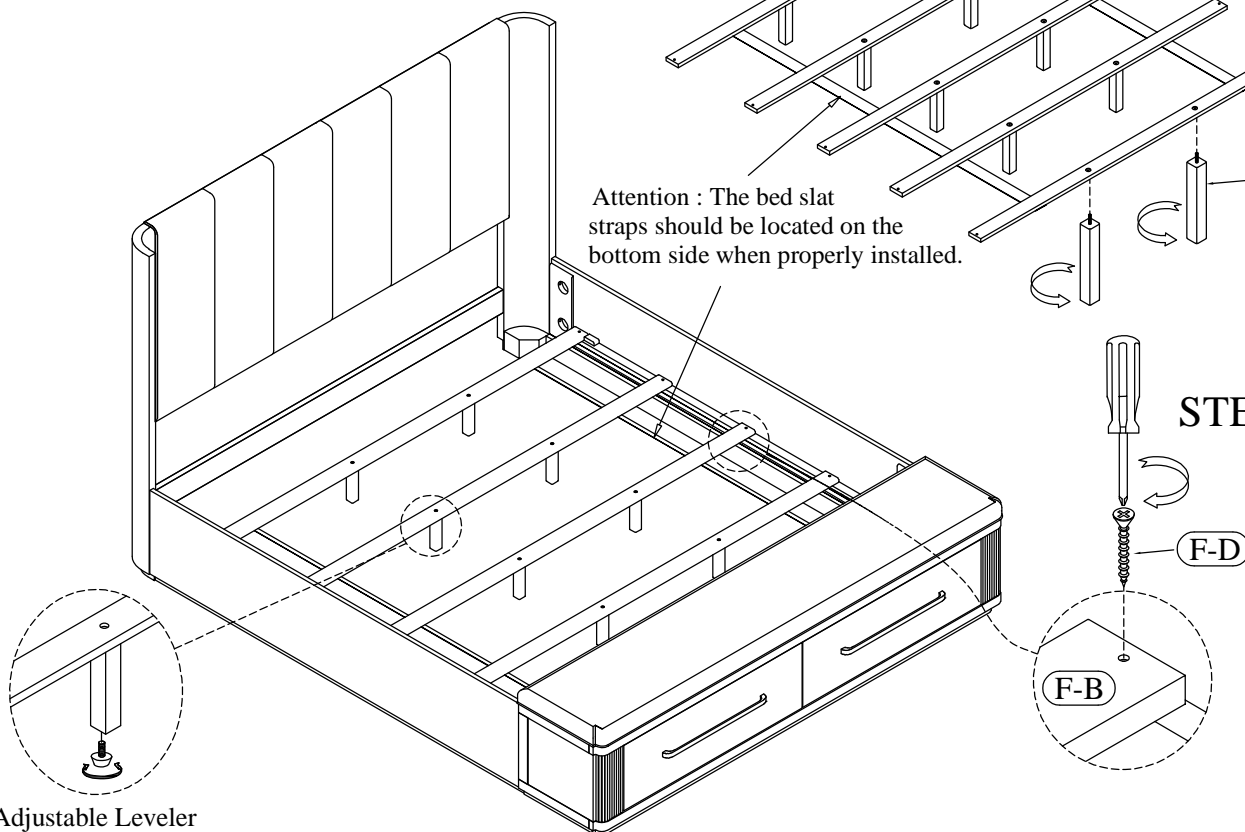


STEP 5



Attention : The bed slat straps should be located on the bottom side when properly installed.

STEP 6



Adjustable Leveler